

Wyeth™ Deck-Mount Tub Filler Trim

FEATURES

- Lever handles
- Solid brass construction
- Accommodates 8"-16" spread
- Ceramic disk valve cartridge
- For use with the Deck-Mount Tub Filler Valve (TBMT)

COLORS/FINISHES

- #CP Polished Chrome
- #BN Brushed Nickel
- #PN Polished Nickel



CODES/STANDARDS

- Meets or exceeds ASME A112.18.1/CSA B125.1
- Certifications: IAPMO(cUPC), State of Massachusetts and others
- Code Compliance: UPC, IPC, NSPC, NPC Canada, and others
- ADA compliant



PRODUCT SPECIFICATION

Deck-mount tub filler trim shall have lever handles. Product shall have a solid brass construction. Product shall accommodate 8"-16" spread. Product shall be TOTO Model TB230DD#____ and required deck-mount tub filler valve shall be TBMT sold separately.

TB230DD

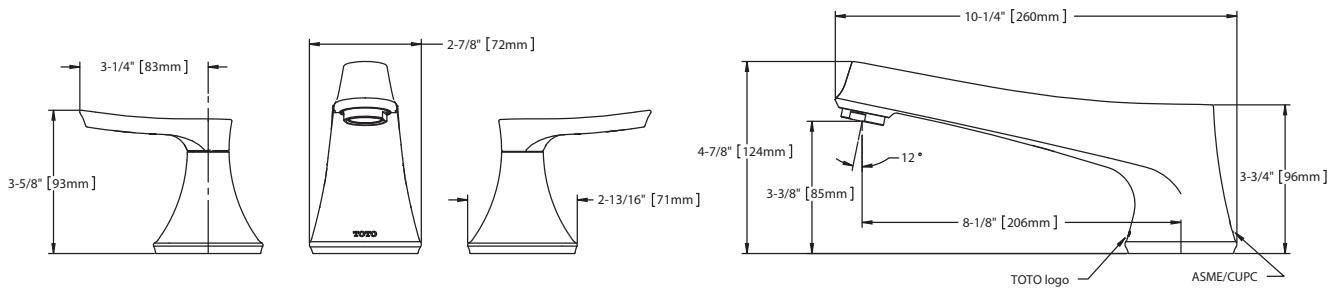
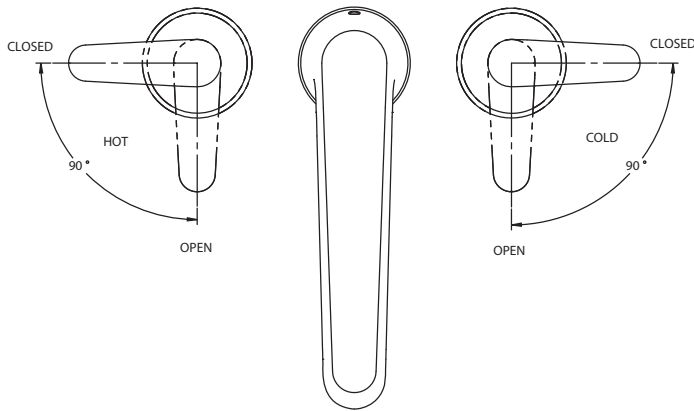
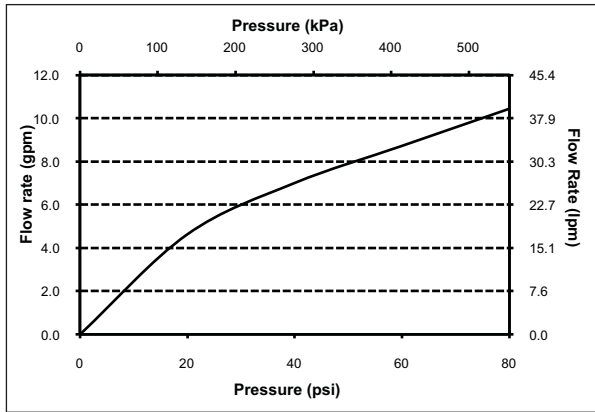
Wyeth™ Deck-Mount Tub Filler Trim

SPECIFICATIONS

- Warranty: Lifetime Limited Warranty (Residential Use)
One Year (Commercial Use)
- Material: Brass
- Shipping Weight: 7.3 lbs.
- Shipping Dimensions: 11-1/2" L x 8-3/8" W x 5-7/8" H

INSTALLATION NOTES

VALVE REQUIRED:
Deck-mount tub filler valve TBMT sold separately.



TOTO®

These dimensions and specifications are subject to change without notice