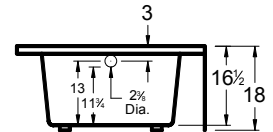
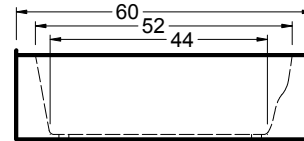
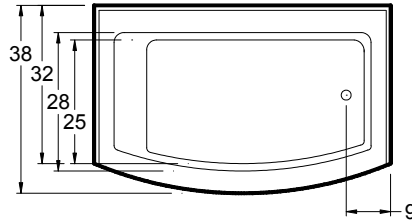


Always check the website for the most updated specifications: [www.americh.com](http://www.americh.com)

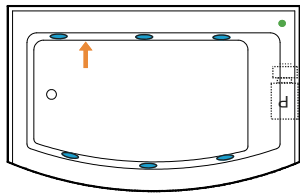


Tub pictured with optional waste & overflow

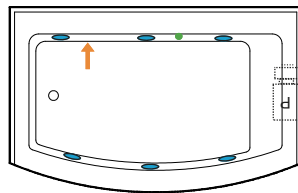


All bathtub dimensions are ± 1/2".

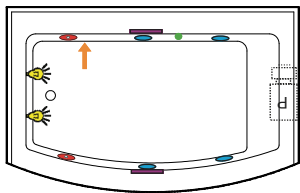
## Builder Series



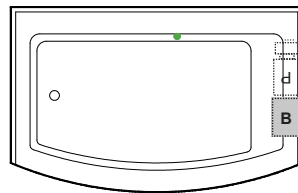
## Luxury Series



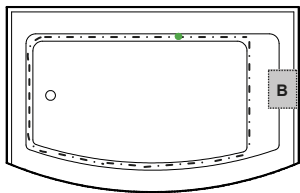
## Platinum Series



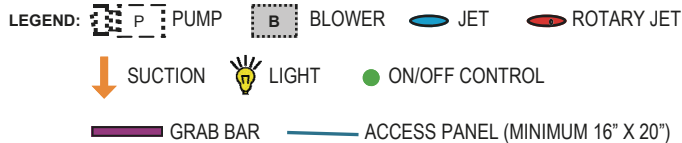
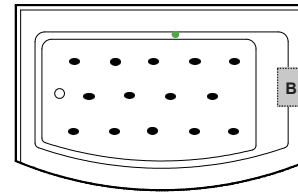
## Combination (pump and blower location only)



## Airbath System II



## Airbath System III



### INSTALLATION TIPS

- Install according to Owner's Manual and local codes.
- Any whirlpool or Airbath® unit requires an access panel.
- Hot water supply should be 65-75% of tub capacity or greater. Always consult your local plumber for recommendations as installations will vary.

### DIMENSIONS

60" x 32" x 18" ( 1524 x 813 x 457 mm)  
 Whirlpool Operating Gallons = 40 (Liters = 151)  
 Gallon to Overflow = 65 (Liters = 246)

**MATERIAL:** Acrylic

**TUB FLOOR:** Non-Textured

**UNDERMOUNT:** No

### ELECTRICAL REQUIREMENTS

Americh recommends one 20 amp ground fault circuit interrupter (GFCI) for each power supply provided with the bathtub.

### STANDARD EQUIPMENT:

- Apron
- Molded Tile Flange

### OPTIONAL ACCESSORIES

- Chromatherapy\*
- Grab Bars: 9" \* - 14" - 16"
- High Density Insulation\*
- iBath Sound System
- Inline Heater (whirlpool only)
- Jets: Additional or Rotary\*
- Ozone System (whirlpool and/or Airbath only)
- Pillow: 13"
- Remote Control Upgrade (select series only)
- Serenity Soak (tub only)
- Syllent Pump with Heated Air
- Trim Kit Upgrade\*
- Waste & Overflow
  - Cable Drive Overflow\*

\*Standard on Platinum Series

### CODES AND COMPLIANCE

Americh products meet or exceed the following standards:

- Underwriters Laboratories (UL)
- Underwriters Laboratories - Canada (cUL)
- Canadian Standards Association - (CSA)
- ANSI Z124.1 • ANSI A112-19.7
- ANSI A112.19.8

Contact Americh for additional approvals.